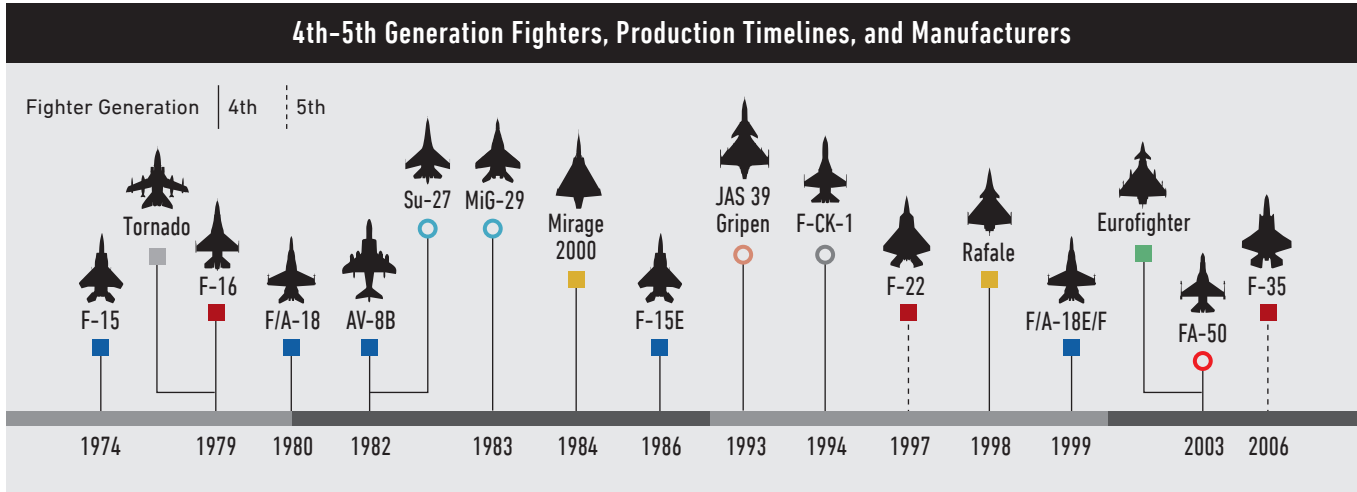


# 4th vs 5th-Gen.

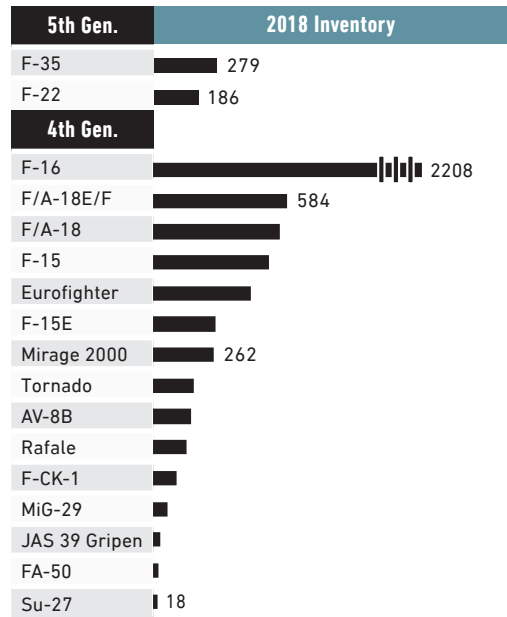
Countries Included: United States, Australia, Israel, NATO, Japan, South Korea, Taiwan

INVENTORY	2018	2027
4th Gen.	5,523	4,344
5th Gen.	465	1,998

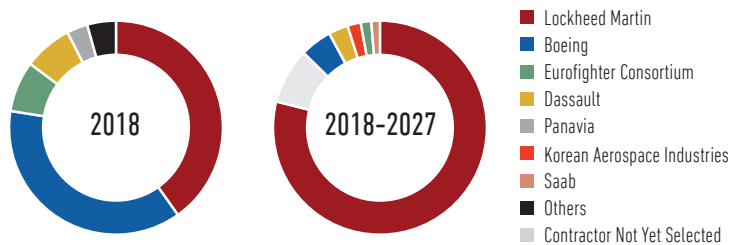


Top Manufacturers	2018 Inventory	Other Manufacturers	2018 Inventory
Lockheed Martin*	2231	Aerospace Industrial Development Corporation	101
Boeing*	2073	United Aircraft Corporation	80
Eurofighter Consortium	426	Saab	28
Dassault	407	Korean Aerospace Industries	20
Panavia	175		

\*Lockheed and Boeing numbers include local production by MHI and TAI of F-16s, F-15s, and F-2s



### Current Inventory vs Future Deliveries by Manufacturer



TOTAL SPENDING*		2018	2022	2027
US	4th Gen.	\$425M	\$2,040M	\$0M
	5th Gen.	\$9,024M	\$9,400M	\$8,460M
Allies	4th Gen.	\$2,100M	\$2,380M	\$3,485M
	5th Gen.	\$2,550M	\$7,990M	\$5,452M

\*Does not include modification, development, or associated services

### Future Fighter Programs

